

Scaled data based on original data using
LM-79-08 Approved Method: Electrical and Photometric Measurements of Solid-
State Lighting Products

Test Report Prepared for
Cooper Lighting Solutions
(formerly Eaton)

Brand: INVUE

Report Number: P141435

Luminaire Tested: **EMM-F02-LED-E1-SLL**

Issue Date: 03/03/2020

Test Information

Test Method: LM-79-08
Report Number: P141435
REPORT IS SCALED FROM IESNA LM-79-08 TEST DATA (P33693)
Test Lab: INNOVATION CENTER-P3
Issue Date: 03/03/2020
Manufacturer: COOPER LIGHTING SOLUTIONS (FORMERLY EATON)
Product Line: INVUE
Catalog Number: EMM-F02-LED-E1-SLL
Description: EPIC MODERN MEDIUM DECORATIVE LED LUMINAIRE
(2) LIGHTBARS WITH AccuLED OPTICS - 90° SPILL LIGHT ELIMINATOR LEFT
Light Source: (14) 4000K CCT, 70 CRI LEDs
Ballast/Driver: -

Summary

Lumens per Lamp: N/A
Luminaire Lumens: 4318.4 lumens
Efficiency: N/A
Efficacy: 78.5 lumens/watt
Luminous Opening: Rectangular (W 0.33' x L: 1' x H: 0')
IES Classification: Type IV - Short - Non-Cutoff
BUG Rating: B1 - U0 - G2

Input Watts (W): 55
Input Voltage (V): NR
Input Current (Ain): NR
Voltage Rise (V): NR
Power Factor: NR
Total Harmonic Distortion (THDi): NR
Frequency (hertz): 60
Stabilization Time: NR
Operation Time: NR
Ambient Temperature (°C): NR
Test Distance: 25 FT

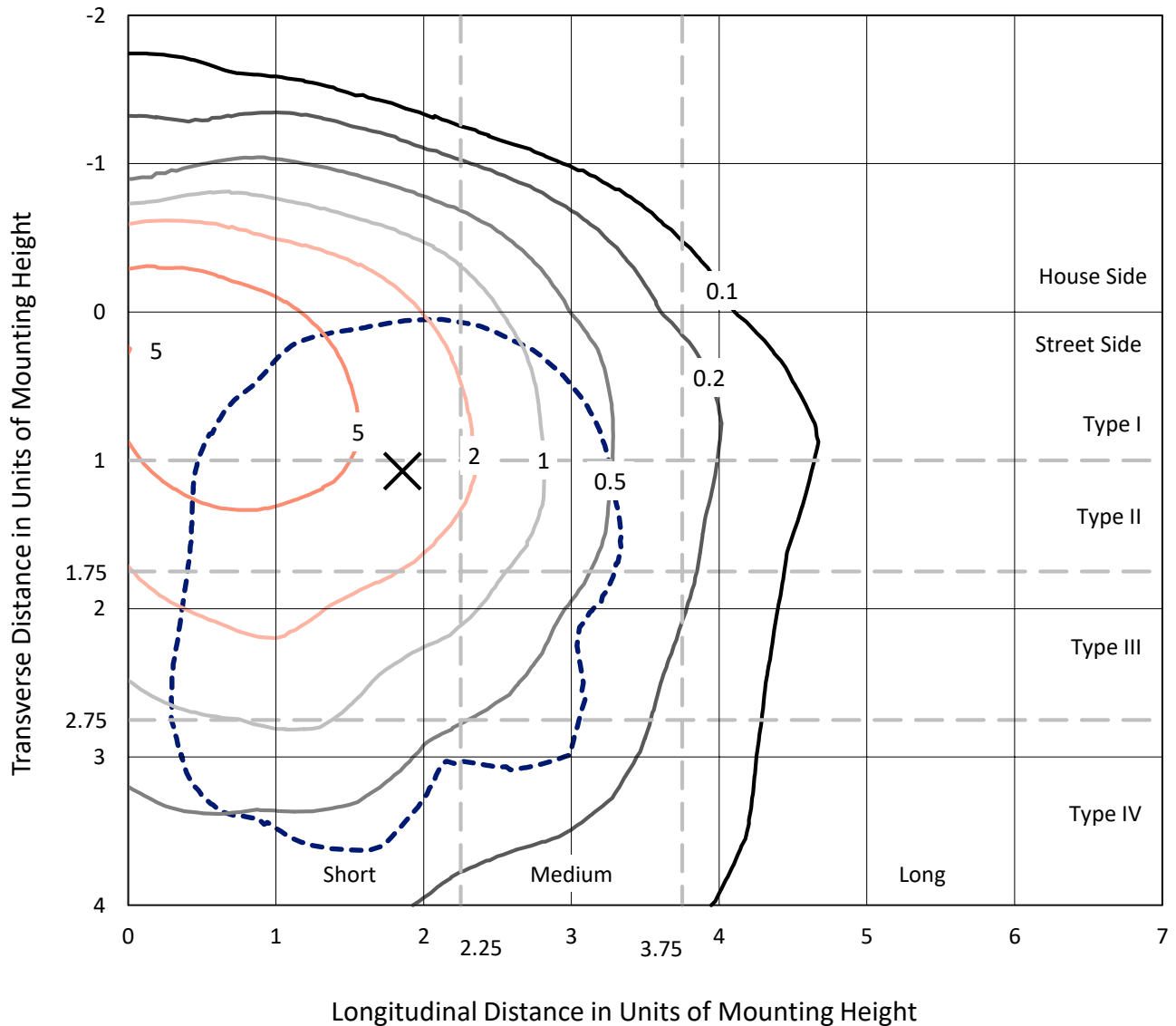


REPORT NUMBER: P141435

CATALOG NUMBER: EMM-F02-LED-E1-SLL

Iso-Footcandle Lines of Horizontal Illumination

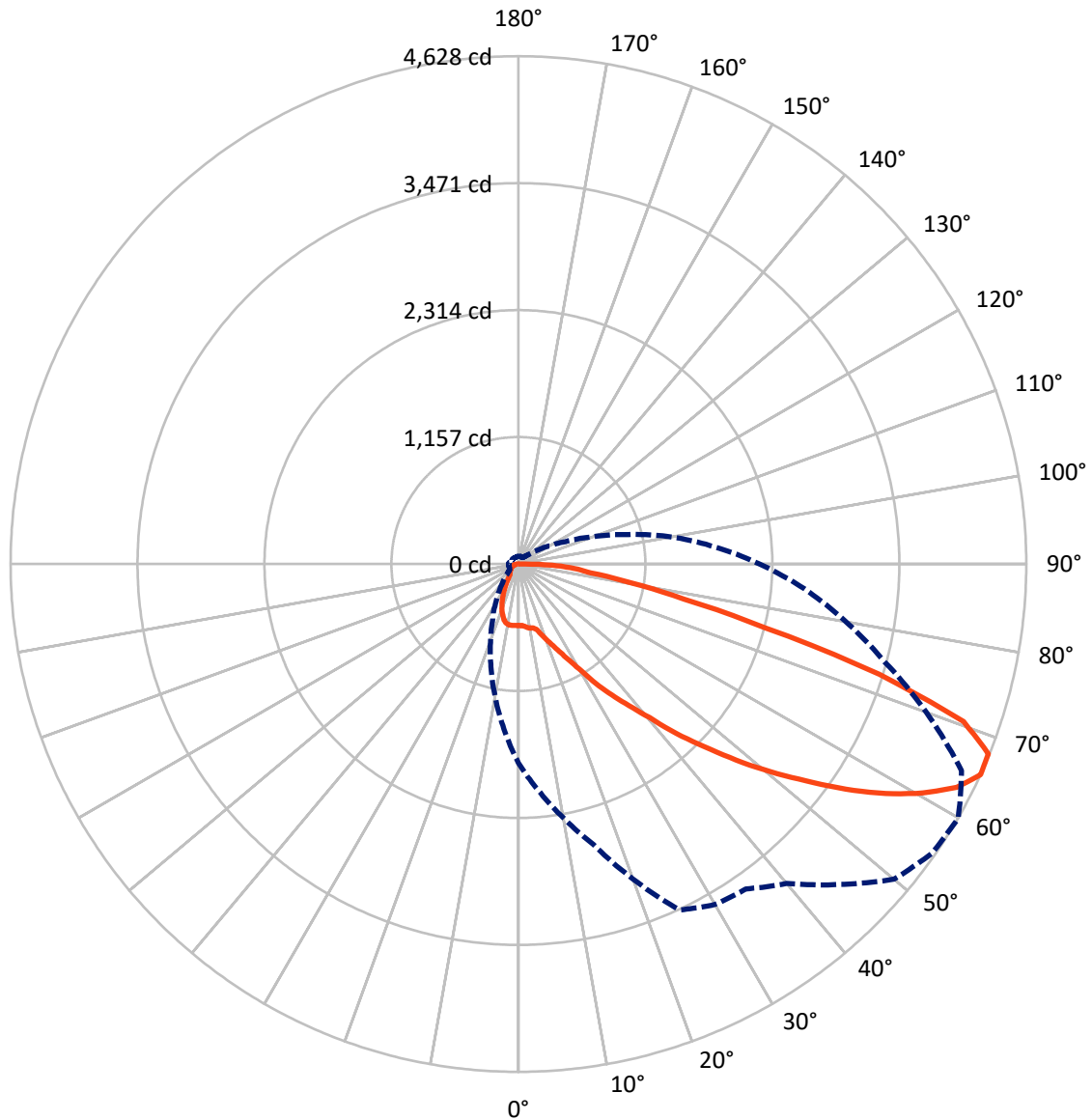
× Max cd
 - - - 1/2 Max cd



Based on 10 foot mounting height. Maximum calculated value = 9.1 fc
 Type IV - Short - Non-Cutoff

REPORT NUMBER: P141435
CATALOG NUMBER: EMM-F02-LED-E1-SLL

Luminous Intensity Polar Plot



— Vertical Plane Through 60-Deg Lateral - - - Horizontal Cone Through 65-Deg Vertical

REPORT NUMBER: P141435

CATALOG NUMBER: EMM-F02-LED-E1-SLL

FLUX DISTRIBUTION:

		Downward	Upward	Total
House Side	Lumens	801.0	0.0	801.0
	% Fixture	18.5	0.0	18.5
Street Side	Lumens	3517.4	0.0	3517.4
	% Fixture	81.5	0.0	81.5
Total	Lumens	4318.4	0.0	4318.4
	% Fixture	100.0	0.0	100.0

ZONAL LUMENS:

Zone	Lumens	% Fixture
0°-10°	54.3	1.3
10°-20°	163.1	3.8
20°-30°	271.0	6.3
30°-40°	396.2	9.2
40°-50°	602.6	14.0
50°-60°	866.2	20.1
60°-70°	1065.0	24.7
70°-80°	712.5	16.5
80°-90°	187.4	4.3
90°-100°	0.0	0.0
100°-110°	0.0	0.0
110°-120°	0.0	0.0
120°-130°	0.0	0.0
130°-140°	0.0	0.0
140°-150°	0.0	0.0
150°-160°	0.0	0.0
160°-170°	0.0	0.0
170°-180°	0.0	0.0
0°-90°	4318.4	100.0
0°-180°	4318.4	100.0

Coefficient of Utilization



REPORT NUMBER: P141435

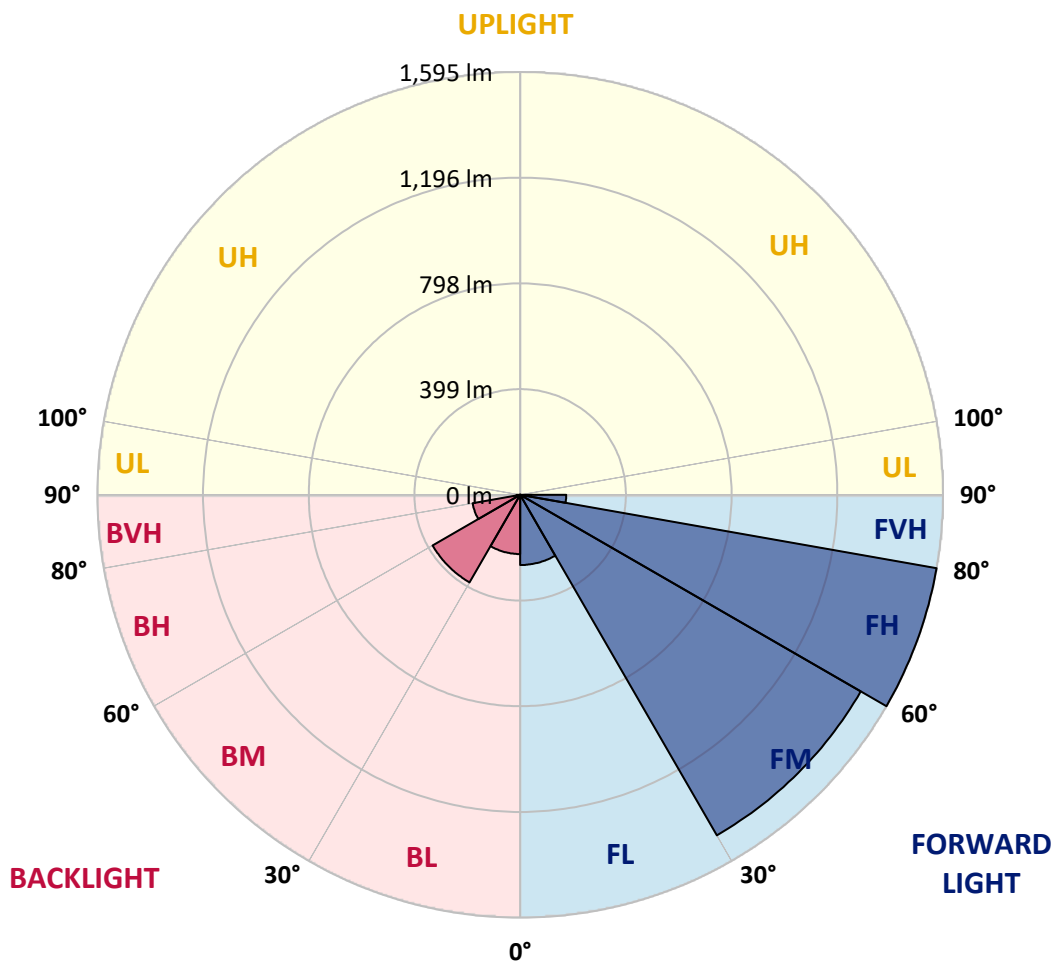
CATALOG NUMBER: EMM-F02-LED-E1-SLL

LUMINAIRE CLASSIFICATION SYSTEM LUMEN TABLE AND BUG RATING:

Zone		Lumens	% Fixture	Zone Rating/Lumen Limit		
				B	U	G
FL	(0°-30°)	264.9	6.1			
FM	(30°-60°)	1483.5	34.4			
FH	(60°-80°)	1595.2	36.9			G1/1800
FVH	(80°-90°)	173.8	4.0			G2/225
BL	(0°-30°)	223.5	5.2	B1/500		
BM	(30°-60°)	381.5	8.8	B1/1000		
BH	(60°-80°)	182.3	4.2	B1/500		G1/500
BVH	(80°-90°)	13.6	0.3			G1/100
UL	(90°-100°)	0.0	0.0		U0/0	
UH	(100°-180°)	0.0	0.0		U0/0	

BUG Rating: B1-U0-G2

Type IV Short





REPORT NUMBER: P141435

CATALOG NUMBER: EMM-F02-LED-E1-SLL

CANDELA DISTRIBUTION (FULL):

	0°	5°	10°	15°	20°	25°	30°	35°	40°	45°	50°
0°	561.4	561.4	561.4	561.4	561.4	561.4	561.4	561.4	561.4	561.4	561.4
2.5°	561.9	562.5	562.5	561.9	561.4	561.9	560.8	561.9	561.4	560.8	561.4
5°	554.8	555.3	556.4	556.4	557.5	559.7	560.3	563.0	564.7	565.2	567.4
7.5°	537.7	540.4	542.1	544.3	547.6	553.1	557.0	563.6	568.5	572.9	579.0
10°	527.2	530.5	533.8	538.8	543.7	550.9	557.5	565.8	572.4	579.0	586.1
12.5°	530.0	533.8	538.2	542.1	549.8	556.4	564.7	574.6	577.9	584.5	590.5
15°	552.6	555.9	559.2	563.6	570.7	578.4	589.4	600.4	602.6	609.8	616.4
17.5°	582.8	583.4	588.9	596.6	603.2	615.8	629.0	643.9	653.3	657.7	661.5
20°	614.2	615.8	624.6	631.8	646.7	663.2	682.4	704.4	712.2	731.4	738.6
22.5°	661.0	660.4	670.9	680.8	697.3	714.9	743.0	773.2	790.9	805.7	811.2
25°	732.0	733.6	732.0	746.3	763.3	792.0	820.0	850.3	860.7	886.6	898.7
27.5°	802.4	815.1	832.1	836.5	857.4	890.5	912.5	945.0	970.3	977.4	997.2
30°	867.9	894.3	922.4	946.1	983.5	1023.7	1056.7	1093.5	1095.2	1108.4	1113.9
32.5°	934.5	975.8	1017.0	1047.3	1083.6	1137.0	1198.1	1258.1	1297.2	1337.4	1317.0
35°	1018.1	1082.5	1140.3	1187.1	1217.9	1267.5	1337.9	1435.3	1498.1	1545.9	1573.5
37.5°	1094.6	1192.1	1280.7	1347.3	1422.7	1457.9	1504.1	1574.6	1646.6	1691.2	1714.3
40°	1150.8	1284.0	1409.4	1505.8	1601.5	1685.7	1744.1	1801.3	1898.7	1954.3	1958.7
42.5°	1194.8	1364.3	1515.7	1653.8	1794.7	1912.5	1982.9	2055.6	2179.4	2243.8	2238.8
45°	1225.1	1424.3	1612.0	1782.0	1952.6	2106.2	2242.1	2350.0	2476.6	2599.3	2574.5
47.5°	1251.5	1473.8	1688.5	1880.5	2085.3	2276.8	2446.3	2598.2	2765.5	2931.2	2941.1
50°	1277.9	1514.0	1757.8	1979.1	2209.7	2450.2	2654.9	2850.3	3059.4	3270.2	3318.6
52.5°	1314.2	1559.1	1822.2	2068.8	2336.8	2590.5	2818.9	3062.1	3320.8	3524.4	3662.0
55°	1368.7	1621.9	1902.0	2158.5	2450.7	2730.3	2982.9	3263.6	3501.3	3752.8	3948.8
57.5°	1457.9	1705.5	1994.5	2256.4	2560.8	2856.9	3119.4	3413.8	3640.6	3919.6	4165.6
60°	1570.7	1819.5	2099.0	2372.6	2690.1	3034.6	3299.3	3517.3	3744.6	4026.9	4323.0
62.5°	1698.9	1948.2	2226.7	2509.0	2870.1	3243.2	3470.5	3594.9	3793.0	4100.7	4424.8
65°	1811.8	2068.8	2346.7	2646.1	3054.4	3478.8	3583.3	3614.7	3800.2	4130.4	4468.8
67.5°	1904.2	2199.7	2459.0	2757.3	3248.7	3628.5	3585.5	3522.8	3702.8	4058.3	4384.6
70°	1952.6	2258.1	2512.3	2767.2	3290.0	3649.4	3499.1	3328.5	3410.5	3758.3	4031.3
72.5°	1899.3	2212.4	2413.3	2571.8	3042.9	3391.8	3200.3	2878.3	2953.2	3290.0	3360.4
75°	1690.1	2068.2	2185.4	2179.9	2433.6	2614.2	2475.5	2270.2	2461.2	2601.5	2529.4
77.5°	1262.0	1694.0	1759.5	1638.9	1692.9	1844.8	1713.8	1873.4	2105.1	2168.4	2031.9
80°	793.6	1241.6	1248.7	1098.5	1069.9	1129.3	1298.3	1637.8	1859.1	1845.9	1665.4
82.5°	441.9	805.2	881.7	744.1	708.9	854.7	1156.3	1336.8	1307.6	1296.6	1061.6
85°	302.1	549.8	672.0	644.5	712.7	852.5	948.3	847.5	816.2	695.1	564.1
87.5°	122.7	247.7	416.6	478.8	508.0	623.5	545.9	444.7	342.3	324.7	279.0
90°	0.0	0.0	0.0	0.0	0.0	0.0	0.0	0.0	0.0	0.0	0.0



REPORT NUMBER: P141435

CATALOG NUMBER: EMM-F02-LED-E1-SLL

CANDELA DISTRIBUTION (continued):

	55°	60°	65°	70°	75°	80°	85°	90°	95°	100°	105°
0°	561.4	561.4	561.4	561.4	561.4	561.4	561.4	561.4	561.4	561.4	561.4
2.5°	559.7	560.8	560.8	561.4	561.9	562.5	562.5	562.5	563.0	563.6	563.0
5°	568.0	569.6	570.7	570.7	571.8	572.9	574.0	573.5	575.1	576.2	576.8
7.5°	581.2	584.5	587.2	589.4	590.5	590.5	590.5	588.9	590.5	591.1	591.6
10°	590.5	594.4	594.9	597.1	596.6	596.0	594.9	593.8	594.4	595.5	597.1
12.5°	593.3	597.1	598.2	599.9	599.3	598.8	596.6	596.6	596.0	597.7	599.3
15°	615.8	619.1	624.6	619.7	620.2	615.8	612.0	609.8	608.7	609.8	610.9
17.5°	667.6	673.1	670.9	663.2	662.6	653.3	651.6	640.6	640.6	640.6	637.3
20°	738.6	738.0	734.2	726.5	710.0	706.6	694.5	685.7	677.5	675.8	672.0
22.5°	816.2	807.9	805.7	789.8	779.3	759.5	741.3	734.7	727.0	725.4	724.8
25°	891.6	894.9	878.9	871.2	844.8	827.2	816.7	800.2	800.2	798.0	795.3
27.5°	986.2	997.2	979.6	968.6	943.9	919.1	900.9	891.0	880.6	873.4	853.6
30°	1120.0	1127.1	1115.0	1092.4	1061.6	1017.6	992.8	981.8	962.6	938.3	905.9
32.5°	1308.2	1298.3	1257.0	1217.4	1177.2	1135.4	1105.7	1085.8	1056.1	1007.7	946.1
35°	1552.0	1466.7	1414.9	1360.5	1314.2	1267.5	1244.9	1209.1	1141.4	1062.7	980.2
37.5°	1672.0	1634.0	1574.6	1533.8	1478.8	1432.0	1380.8	1319.7	1232.2	1119.4	1004.9
40°	1912.5	1840.9	1794.7	1748.5	1680.8	1616.9	1547.6	1449.1	1308.2	1167.8	1024.2
42.5°	2165.1	2112.2	2028.6	1967.0	1916.3	1810.7	1700.6	1563.0	1385.8	1211.9	1041.8
45°	2494.2	2373.1	2269.6	2217.4	2117.7	1989.0	1860.7	1664.3	1457.3	1258.1	1061.6
47.5°	2824.9	2669.2	2562.4	2465.0	2358.8	2186.0	1986.2	1752.3	1512.4	1296.6	1078.1
50°	3179.9	2974.6	2851.4	2734.7	2559.7	2350.5	2096.3	1825.0	1569.6	1332.9	1093.0
52.5°	3541.0	3281.7	3105.6	2969.7	2752.9	2494.2	2195.9	1900.4	1630.7	1368.2	1105.1
55°	3865.7	3622.4	3395.1	3185.4	2924.6	2624.1	2287.3	1968.1	1685.7	1405.0	1112.8
57.5°	4160.1	3948.2	3676.9	3395.7	3082.5	2744.6	2371.5	2041.2	1737.5	1432.0	1112.3
60°	4362.1	4238.2	3956.5	3613.6	3247.6	2855.2	2472.7	2122.7	1783.1	1451.3	1107.9
62.5°	4507.4	4482.6	4236.6	3823.3	3382.5	2954.8	2570.7	2190.4	1816.2	1453.5	1089.1
65°	4598.2	4628.4	4455.6	3956.5	3457.8	3030.8	2619.1	2196.4	1792.5	1417.2	1039.6
67.5°	4540.9	4619.1	4454.5	3898.7	3385.8	2959.8	2548.1	2095.2	1666.5	1304.3	928.4
70°	4186.0	4303.2	4140.8	3515.6	3033.0	2685.7	2286.7	1799.6	1433.7	1074.3	733.6
72.5°	3283.4	3438.0	3296.0	2867.3	2510.7	2220.1	1924.0	1413.3	1093.0	789.2	493.1
75°	2265.2	2324.7	2239.9	1943.8	1834.3	1720.9	1444.1	949.9	722.1	487.1	290.0
77.5°	1757.3	1542.1	1379.7	1258.7	1256.4	1235.5	945.0	568.5	432.0	268.0	161.3
80°	1321.4	1037.4	856.3	749.0	778.7	870.7	550.9	291.7	223.4	148.0	99.1
82.5°	869.6	662.1	528.3	467.8	472.8	545.9	276.8	160.7	110.1	84.2	64.4
85°	530.0	514.6	459.0	416.6	384.1	375.3	215.2	123.3	61.1	43.5	33.0
87.5°	258.7	306.5	374.2	379.2	325.8	276.3	111.7	35.2	25.9	13.8	9.9
90°	0.0	0.0	0.0	0.0	0.0	0.0	0.0	0.0	0.0	0.0	0.0



REPORT NUMBER: P141435

CATALOG NUMBER: EMM-F02-LED-E1-SLL

CANDELA DISTRIBUTION (continued):

	110°	115°	120°	125°	130°	135°	140°	145°	150°	155°	160°
0°	561.4	561.4	561.4	561.4	561.4	561.4	561.4	561.4	561.4	561.4	561.4
2.5°	563.6	566.3	565.2	564.7	564.7	567.4	567.4	566.3	566.3	566.9	566.9
5°	576.8	579.5	578.4	579.0	580.1	580.6	582.3	580.6	579.5	580.6	580.1
7.5°	592.2	594.9	594.4	595.5	596.6	597.7	598.8	598.2	597.1	597.1	596.6
10°	598.8	604.3	606.5	608.7	611.4	612.5	614.2	614.2	612.0	612.0	609.2
12.5°	603.2	607.6	613.1	616.4	621.3	625.2	626.8	627.4	625.7	623.5	620.8
15°	612.5	615.8	621.3	624.6	630.7	635.7	639.0	638.4	636.2	630.2	621.9
17.5°	635.7	635.1	637.3	639.5	641.2	643.9	642.8	637.9	627.4	616.4	604.8
20°	670.3	669.8	666.5	661.5	655.5	647.8	635.7	620.8	603.2	583.4	565.8
22.5°	719.3	714.4	710.0	696.7	675.8	650.0	618.6	589.4	568.5	549.2	530.0
25°	784.2	772.1	750.7	719.9	686.8	648.3	602.6	563.6	537.1	514.6	495.3
27.5°	825.0	796.9	761.1	718.8	674.7	625.2	574.6	536.0	506.3	481.6	459.5
30°	859.6	809.0	758.9	705.0	649.4	598.2	544.8	503.6	468.9	441.4	415.0
32.5°	878.9	811.2	748.5	684.1	623.5	565.2	507.4	462.8	429.8	395.7	359.4
35°	891.0	804.6	728.7	656.0	589.4	528.9	468.3	419.4	375.9	334.1	297.7
37.5°	894.3	793.6	702.8	624.6	548.7	482.7	425.4	368.2	324.7	279.6	237.8
40°	892.7	772.7	670.3	575.7	495.9	432.0	376.4	324.2	276.3	236.1	195.9
42.5°	886.1	749.0	631.8	535.5	455.1	394.1	342.9	290.0	247.1	204.2	170.1
45°	883.9	725.9	602.6	504.7	427.6	367.6	317.6	266.4	221.2	180.5	146.4
47.5°	878.9	705.0	575.7	481.0	405.1	347.3	295.5	245.5	198.7	161.8	128.8
50°	867.9	682.4	555.9	462.8	386.3	326.9	274.1	220.1	174.5	138.1	112.8
52.5°	856.3	668.1	543.2	444.7	366.5	302.7	250.4	195.9	153.0	118.9	99.6
55°	844.8	657.1	526.1	423.2	340.7	277.9	225.1	175.0	134.8	105.7	91.9
57.5°	832.1	642.3	505.2	395.7	311.5	250.4	197.6	150.2	117.2	95.2	85.9
60°	821.7	621.3	468.9	357.2	272.4	211.9	164.0	125.5	99.6	85.9	82.0
62.5°	794.2	581.2	416.6	300.5	221.2	165.7	124.9	98.0	83.7	77.0	77.6
65°	727.6	491.5	330.8	234.4	155.2	111.2	89.2	74.8	68.2	68.2	69.9
67.5°	613.1	374.2	234.4	149.1	101.8	80.4	68.2	62.2	61.1	62.2	64.9
70°	434.2	242.7	146.9	97.4	76.5	64.9	58.9	56.7	55.6	56.7	57.8
72.5°	267.5	143.1	93.6	75.9	65.5	58.3	54.5	52.8	52.3	52.3	51.7
75°	145.8	95.8	74.8	66.0	59.4	53.9	50.1	47.3	46.8	47.3	46.2
77.5°	93.0	74.8	66.6	61.1	55.0	47.9	44.6	42.4	42.4	41.8	40.7
80°	72.6	66.6	61.1	55.6	46.2	40.7	37.4	36.9	36.3	35.8	35.8
82.5°	54.5	52.8	50.1	45.1	36.9	32.5	30.8	30.8	30.3	28.6	28.6
85°	31.4	30.8	33.0	29.2	24.8	21.5	21.5	22.0	22.6	22.0	20.4
87.5°	10.5	8.8	9.4	9.4	7.7	6.1	8.3	9.9	9.4	8.3	9.9
90°	0.0	0.0	0.0	0.0	0.0	0.0	0.0	0.0	0.0	0.0	0.0



REPORT NUMBER: P141435

CATALOG NUMBER: EMM-F02-LED-E1-SLL

CANDELA DISTRIBUTION (continued):

	165°	170°	175°	180°	185°	190°	195°	200°	205°	210°	215°
0°	561.4	561.4	561.4	561.4	561.4	561.4	561.4	561.4	561.4	561.4	561.4
2.5°	565.2	566.3	568.5	566.3	565.2	565.2	564.1	564.7	563.0	561.4	561.9
5°	579.0	577.9	579.0	577.3	574.0	573.5	571.3	571.3	569.1	566.9	565.8
7.5°	594.4	592.7	593.3	590.0	586.1	583.4	580.6	579.5	576.8	573.5	571.3
10°	606.5	604.8	603.7	599.9	594.9	592.2	588.3	586.1	583.4	579.0	576.8
12.5°	614.2	610.3	608.1	601.5	597.1	594.4	590.0	588.9	585.6	581.7	580.1
15°	612.5	603.7	597.1	589.4	583.4	579.5	575.7	574.6	572.9	571.3	568.0
17.5°	585.6	574.6	567.4	551.5	542.6	538.8	538.2	537.7	536.6	536.6	532.7
20°	548.1	535.5	524.5	509.1	497.5	493.7	483.2	480.5	477.2	480.5	477.2
22.5°	514.6	498.6	486.0	473.3	459.5	448.5	434.8	428.2	418.8	416.6	417.7
25°	478.8	459.0	443.0	428.2	413.3	397.9	385.2	375.9	369.8	361.6	353.9
27.5°	435.3	418.8	397.4	385.2	367.6	350.6	337.4	327.5	316.5	309.8	298.8
30°	391.3	366.0	344.5	327.5	308.2	299.9	287.3	276.8	266.9	259.8	250.4
32.5°	334.1	307.6	285.1	265.3	252.1	240.5	232.8	224.0	219.0	213.0	206.9
35°	273.5	240.5	213.5	204.7	189.9	190.4	186.6	182.2	178.3	172.8	172.3
37.5°	206.4	180.5	162.9	151.9	149.7	146.4	146.9	146.4	145.3	143.6	143.6
40°	163.5	140.3	128.8	126.6	126.6	126.0	125.5	125.5	125.5	124.4	123.8
42.5°	139.8	123.3	119.4	118.3	117.2	116.7	115.6	113.9	113.9	112.8	111.2
45°	123.3	113.9	112.8	111.7	111.7	110.1	108.4	107.3	106.8	106.2	105.1
47.5°	112.8	107.9	106.8	105.7	105.1	104.0	102.4	100.7	100.2	99.6	99.6
50°	101.3	98.0	98.0	98.0	96.3	95.2	93.6	92.5	92.5	91.9	91.4
52.5°	93.0	91.4	90.8	90.3	89.2	87.5	86.4	85.9	85.3	85.9	85.3
55°	89.2	88.1	87.5	86.4	85.3	83.7	82.6	80.9	80.4	81.5	81.5
57.5°	84.8	84.2	83.7	82.6	81.5	79.3	77.6	76.5	76.5	78.1	77.6
60°	83.1	82.6	82.0	81.5	79.8	77.0	74.3	73.2	73.2	74.8	74.8
62.5°	79.3	78.7	78.1	77.6	75.4	73.2	70.4	69.3	69.9	71.0	72.6
65°	72.1	72.6	72.1	72.1	70.4	68.8	67.1	66.0	65.5	66.0	67.7
67.5°	65.5	66.0	66.0	66.0	65.5	63.8	62.7	61.1	60.0	60.5	61.1
70°	59.4	60.0	60.5	60.5	59.4	57.8	56.1	54.5	53.9	54.5	54.5
72.5°	52.8	52.8	52.8	53.4	52.8	52.3	50.1	47.9	47.9	47.3	47.9
75°	46.2	46.2	46.2	46.2	45.1	45.1	44.0	41.8	41.3	41.8	42.4
77.5°	40.7	39.6	39.1	39.1	39.1	38.0	37.4	37.4	36.9	36.9	36.9
80°	33.6	32.5	31.4	30.8	31.4	31.4	32.5	32.5	31.9	31.9	31.9
82.5°	26.4	24.2	23.7	23.7	22.6	23.7	25.9	28.6	27.5	28.1	28.1
85°	19.3	17.1	16.0	16.0	14.9	17.1	19.8	22.0	20.9	22.0	21.5
87.5°	8.8	8.3	6.6	5.5	6.6	9.9	11.6	12.1	10.5	12.7	12.7
90°	0.0	0.0	0.0	0.0	0.0	0.0	0.0	0.0	0.0	0.0	0.0



REPORT NUMBER: P141435

CATALOG NUMBER: EMM-F02-LED-E1-SLL

CANDELA DISTRIBUTION (continued):

	220°	225°	230°	235°	240°	245°	250°	255°	260°	265°	270°
0°	561.4	561.4	561.4	561.4	561.4	561.4	561.4	561.4	561.4	561.4	561.4
2.5°	564.1	561.9	561.4	561.9	560.8	562.5	562.5	561.9	561.9	561.4	562.5
5°	567.4	564.7	563.0	563.0	561.9	563.6	562.5	561.9	561.4	561.4	561.4
7.5°	572.4	568.5	565.8	564.1	561.9	561.9	560.3	558.6	557.5	557.0	557.0
10°	576.8	571.3	566.9	563.0	559.7	557.0	554.2	550.3	549.2	548.1	548.7
12.5°	576.2	570.2	563.6	557.5	549.8	546.5	539.3	534.9	534.9	532.2	533.8
15°	564.1	553.7	544.3	534.4	525.0	518.4	509.6	504.7	501.9	501.4	505.2
17.5°	527.8	517.9	509.1	498.1	486.0	481.6	475.5	473.3	471.6	474.4	477.2
20°	478.8	466.1	457.9	451.3	451.3	450.2	447.4	443.6	440.3	439.7	443.0
22.5°	409.5	404.5	406.2	401.8	401.8	399.6	404.0	396.8	400.7	397.4	399.0
25°	351.7	349.5	348.4	347.8	347.8	351.7	351.1	352.2	348.4	350.6	350.0
27.5°	299.4	296.6	292.8	295.0	297.2	299.9	301.0	301.6	304.9	298.8	301.0
30°	249.3	244.9	247.7	245.5	246.6	246.0	246.0	246.0	248.2	252.6	249.3
32.5°	204.2	202.0	204.7	200.9	201.4	201.4	200.3	198.7	199.8	194.8	198.7
35°	169.0	166.2	168.4	166.8	165.1	160.7	159.1	156.3	156.8	155.7	155.2
37.5°	141.4	140.9	139.2	139.2	138.1	137.6	134.8	135.4	135.9	137.0	137.0
40°	122.2	121.6	121.1	122.2	122.7	123.3	124.4	125.5	127.1	128.8	130.4
42.5°	111.2	111.2	111.2	113.4	115.0	117.8	119.4	121.6	123.8	126.6	128.8
45°	104.6	104.0	105.1	106.8	109.5	112.3	115.0	118.3	121.6	124.4	126.0
47.5°	99.1	98.5	99.6	101.3	104.0	108.4	112.3	116.1	120.0	122.7	123.8
50°	91.9	91.9	92.5	94.1	96.9	100.7	104.6	109.0	112.8	115.0	116.1
52.5°	86.4	87.0	87.0	88.6	91.4	94.7	98.5	102.4	105.1	106.8	109.0
55°	80.9	82.0	82.0	83.7	86.4	90.3	95.2	98.5	101.8	104.0	105.7
57.5°	77.0	77.6	77.6	79.8	83.1	86.4	91.4	95.8	99.6	102.4	104.6
60°	73.7	74.3	73.7	76.5	79.3	83.1	87.5	92.5	98.0	101.8	103.5
62.5°	71.0	71.0	70.4	72.6	74.3	76.5	80.4	85.9	90.8	94.1	95.8
65°	67.7	67.7	66.6	68.8	68.8	72.1	74.8	79.8	83.7	87.5	88.6
67.5°	61.1	62.2	61.6	63.3	65.5	67.7	71.0	74.8	78.7	81.5	83.1
70°	54.5	55.0	56.7	57.8	60.0	61.1	63.8	66.6	70.4	72.1	73.7
72.5°	48.4	49.0	50.1	51.2	53.4	54.5	56.7	58.9	62.2	63.8	65.5
75°	42.4	42.9	43.5	44.6	45.7	46.8	47.9	50.1	52.3	54.5	56.1
77.5°	36.3	36.9	38.5	38.0	39.1	39.6	41.3	42.4	43.5	45.7	47.9
80°	31.9	31.4	32.5	33.0	34.1	34.1	35.2	35.2	36.9	36.9	37.4
82.5°	27.0	26.4	27.5	29.2	29.7	29.7	30.8	28.6	28.1	28.6	30.3
85°	20.4	20.9	21.5	23.7	24.2	24.2	25.3	23.7	21.5	21.5	22.6
87.5°	11.6	8.8	12.7	14.9	14.9	15.4	16.5	16.0	15.4	12.1	12.7
90°	0.0	0.0	0.0	0.0	0.0	0.0	0.0	0.0	0.0	0.0	0.0



REPORT NUMBER: P141435
 CATALOG NUMBER: EMM-F02-LED-E1-SLL

REPORT N
 CATALOG

CANDELA DISTRIBUTION (continued):

CANDELA

	275°	280°	285°	290°	295°	300°	305°	310°	315°	320°	325°	
0°	561.4	561.4	561.4	561.4	561.4	561.4	561.4	561.4	561.4	561.4	561.4	0°
2.5°	561.9	562.5	563.0	563.6	564.1	563.6	564.7	563.6	564.1	563.0	562.5	2.5°
5°	561.4	561.9	561.9	563.0	563.6	561.9	563.0	561.4	561.4	560.3	558.6	5°
7.5°	557.5	558.6	558.6	559.7	559.7	558.1	558.1	554.8	553.7	549.8	547.0	7.5°
10°	549.8	551.5	552.6	554.8	555.9	553.1	551.5	547.6	543.2	538.8	534.4	10°
12.5°	536.6	537.1	541.0	544.3	545.9	547.6	546.5	545.9	541.5	538.8	537.1	12.5°
15°	506.3	510.7	514.6	522.3	527.8	533.8	538.2	543.2	545.4	548.1	549.2	15°
17.5°	479.9	484.9	487.6	494.2	499.7	509.1	520.6	533.3	542.1	553.1	563.6	17.5°
20°	443.0	451.3	453.5	463.9	471.1	483.2	495.9	511.8	529.4	546.5	565.2	20°
22.5°	401.8	405.6	410.0	421.0	429.8	445.2	464.5	486.5	506.9	530.5	557.5	22.5°
25°	351.7	356.6	361.0	373.1	385.8	400.1	423.2	450.2	476.1	507.4	542.6	25°
27.5°	302.1	306.0	313.7	322.5	336.8	352.2	380.8	410.6	440.3	478.3	520.1	27.5°
30°	250.4	254.3	258.1	268.6	283.4	301.6	327.5	362.7	397.9	438.6	488.2	30°
32.5°	200.9	202.0	209.7	217.4	230.0	245.5	273.5	307.6	345.6	395.2	444.1	32.5°
35°	156.8	163.5	166.8	177.2	184.9	200.9	224.5	255.9	295.5	345.6	398.5	35°
37.5°	139.2	141.4	145.8	153.5	164.0	178.3	194.8	219.0	253.2	295.5	345.1	37.5°
40°	132.6	134.8	138.1	144.2	154.1	167.3	181.1	200.3	226.7	260.3	304.9	40°
42.5°	130.4	131.0	132.1	137.6	147.5	162.4	178.9	197.0	217.4	244.4	279.6	42.5°
45°	127.7	127.7	128.2	132.1	140.9	156.3	177.2	200.3	223.4	247.7	277.4	45°
47.5°	125.5	126.0	125.5	127.1	133.7	148.6	171.7	199.8	230.6	262.0	294.4	47.5°
50°	116.7	116.7	117.2	117.8	122.7	137.0	159.6	190.4	228.4	270.8	315.4	50°
52.5°	109.5	110.6	110.6	111.7	115.0	126.6	149.1	181.6	222.9	272.4	332.4	52.5°
55°	107.3	108.4	109.0	109.0	111.2	121.1	142.5	173.4	216.8	270.8	339.0	55°
57.5°	105.7	106.8	107.3	106.8	108.4	116.7	136.5	166.8	210.2	266.9	341.8	57.5°
60°	104.0	104.6	103.5	102.4	102.9	110.1	127.7	157.4	202.5	261.4	340.7	60°
62.5°	96.3	96.9	95.8	94.7	93.6	99.1	115.0	144.2	186.6	248.8	331.9	62.5°
65°	89.7	89.7	89.7	88.6	87.5	90.8	102.4	127.1	164.0	226.2	311.5	65°
67.5°	84.2	83.7	83.7	83.1	82.0	83.1	90.3	107.3	135.9	190.4	274.6	67.5°
70°	75.4	74.8	75.4	74.8	73.7	73.7	77.0	86.4	105.7	139.8	213.5	70°
72.5°	66.6	67.1	68.2	68.2	68.2	68.8	68.8	71.5	82.0	100.2	145.3	72.5°
75°	57.2	57.8	59.4	61.6	60.5	61.1	61.1	62.7	68.2	79.3	101.8	75°
77.5°	48.4	50.1	52.3	52.8	51.2	51.2	52.3	55.0	60.0	66.6	77.6	77.5°
80°	39.6	41.8	42.4	43.5	44.0	44.0	45.1	47.3	52.3	60.5	69.3	80°
82.5°	31.4	33.0	34.7	36.3	37.4	39.1	39.6	40.7	45.7	53.9	63.8	82.5°
85°	23.7	25.3	27.5	29.2	30.3	31.9	31.4	31.9	34.7	41.3	48.4	85°
87.5°	14.3	14.3	16.0	16.5	17.1	17.1	18.2	16.0	17.1	22.0	26.4	87.5°
90°	0.0	0.0	0.0	0.0	0.0	0.0	0.0	0.0	0.0	0.0	0.0	90°



NUMBER: P141435

NUMBER: EMM-F02-LED-E1-SLL

DISTRIBUTION (continued):

330°	335°	340°	345°	350°	355°	360°
561.4	561.4	561.4	561.4	561.4	561.4	561.4
563.0	562.5	561.9	562.5	563.6	563.6	561.9
559.2	557.5	556.4	556.4	556.4	555.9	554.8
545.9	543.2	541.5	540.4	539.9	539.9	537.7
531.6	530.0	526.7	525.6	526.1	527.8	527.2
534.9	530.0	528.3	528.3	527.8	530.5	530.0
553.1	553.1	550.9	550.3	549.2	552.6	552.6
572.4	577.3	579.5	577.3	577.9	578.4	582.8
582.8	597.1	604.8	610.9	611.4	614.7	614.2
584.5	610.3	630.7	643.9	656.0	662.1	661.0
576.2	612.0	647.8	681.3	706.6	720.4	732.0
565.2	607.6	653.8	701.1	742.4	779.3	802.4
539.3	593.3	652.7	713.3	772.1	825.0	867.9
503.0	565.2	636.2	716.0	798.6	871.8	934.5
454.6	521.2	607.6	705.5	814.5	923.5	1018.1
402.3	475.5	570.2	687.9	822.8	964.8	1094.6
356.6	428.7	532.2	665.4	821.7	991.7	1150.8
326.9	394.6	499.2	643.9	816.2	1007.1	1194.8
317.0	378.1	477.2	626.8	812.9	1018.1	1225.1
330.2	383.0	472.2	619.1	811.8	1030.8	1251.5
361.0	410.6	490.9	631.8	821.7	1043.5	1277.9
390.2	449.1	531.6	668.1	858.5	1080.3	1314.2
413.9	490.9	575.7	716.0	911.4	1137.6	1368.7
427.1	523.4	632.9	782.6	983.5	1221.8	1457.9
432.6	545.9	681.9	852.5	1074.3	1318.1	1570.7
430.4	556.4	717.1	916.3	1156.3	1423.8	1698.9
416.6	556.4	739.1	967.5	1225.1	1508.0	1811.8
383.6	537.1	741.3	997.2	1277.9	1579.0	1904.2
323.1	481.6	704.4	993.9	1294.4	1601.5	1952.6
226.2	359.4	587.8	898.2	1224.0	1548.1	1899.3
140.3	224.0	421.0	694.5	1018.7	1313.7	1690.1
98.5	135.9	241.1	439.7	701.1	979.1	1262.0
82.0	100.2	137.6	242.2	421.6	603.2	793.6
71.0	80.9	95.8	138.1	214.6	321.4	441.9
52.8	58.9	66.0	90.8	135.4	198.7	302.1
21.5	24.2	27.0	36.3	83.1	114.5	122.7
0.0	0.0	0.0	0.0	0.0	0.0	0.0

(END OF REPORT)